








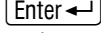





## Xenetech Project #135

This is a [C Level] Project. **Variable Text Entry Method #4**

Previous 3 Variable Text Entry Methods(132,133,134) should be understood before undertaking this project.

1. Create a .75" x 2" single plate inside a 3" x 6" multiple plate.
2.  on *Justification* in the *toolkit* until *Left Justified*.
3.  on *Letter Height* in the *toolkit* and set to .1" [do not press  ]
4.  to *Baseline* in the *toolkit* and set to .2" [do not press  ]
5.  to *Left Margin* in the *toolkit* and set to .2" [do not press  ]
6.  to *Right Margin* in the *toolkit* and set to .2" [do not press  ]
7.  to "kick in" the above values.
8. Other values you may wish to check/set when using this procedure:
  - Intercharacter Spacing ( I set to .2 in this example )
  - Default Carriage Return (.5 in this example-which is the system default )
9.  **Xenetech | Notepad** from the menu bar to enter the windows notepad and type in the following text being sure to leave the blank lines "empty;" *i.e.*, they cannot contain "spaces."

RON STRONGARM  
111 S. MAIN  
CORVALIS UTAH 66301  
801/999-2234

ROY BREWER  
1705 MARTINIQUE  
ARLINGTON TX 76012  
817-460-8122

THE SEWELLS


THE 1997  
BOB JONES

TIM, BARBARA & KIDS  
McNIGHT  
OKLA.CITY OK


THE COURTESY'S  
LOS ANGELES


MERRY CHRISTMAS  
JIM TIMMINGS  
666 S. CENTER  
LITTLE ROCK AR  
77609

MR & MRS ROBERT  
WAGONER  
CHARLOTTE NC

11. With the mouse to the lower/right of all the text,  to the upper/left to select all text.
12. From the Notepad Menu bar (not the Xenetech menu bar, which may still be visible), **Edit | Copy**
13. Exit the notepad.
14. From the Xenetech Menu bar **Edit | Paste**

Justification <b>Left</b>	1	2	3	4	5
Letter Height <b>0.100</b>		RON STRONGARM 111S. MAIN CORVALIS UTAH 66301 801/999-2234	ROY BREWER 1705 MARTINIQUE ARLINGTON TX 76012 817-460-8122		THE SEWELLS
Base Line <b>0.302</b>					
Left Margin <b>0.200</b>	1	THE 1997 BOB JONES	TIM, BARBARA & KIDS McNIGHT OKLA. CITY OK		THE COURTESY'S LOS ANGELES
Right Margin <b>0.200</b>					
Aspect Ratio <b>100.0</b>					
Percent Fill <b>0.0</b>	2	MERRY CHRISTMAS JIM TIMMINGS 666 S. CENTER LITTLE ROCK AR 77609	MR & MRS ROBERT WAGONER CHARLOTTE NC		
Slant Angle <b>30.0</b>					
Arc Radius					

15.  on plate #6 to select it.

16.  to balance it out (if too crowded for you, reduce letter size)

17. Normally address embossing dies start at the same upper left corner, but just to illustrate that we can arrange each plate in a multiple job as we choose, Center Justify the Jones and the Courtesy's dies. Following is the result.

RON STRONGARM 111S. MAIN CORVALIS UTAH 66301 801/999-2234	ROY BREWER 1705 MARTINIQUE ARLINGTON TX 76012 817-460-8122	THE SEWELLS
THE 1997 BOB JONES	TIM, BARBARA & KIDS McNIGHT OKLA. CITY OK	THE COURTESY'S LOS ANGELES
MERRY CHRISTMAS JIM TIMMINGS 666 S. CENTER LITTLE ROCK AR 77609	MR & MRS ROBERT WAGONER CHARLOTTE NC	

Note: This procedure works just as well when using **Copy | Input** from a data file.

The principles of this example are:

Before pasting, there were no lines in the layout.

Before pasting, default font, letter height, carriage return%, baseline, ICS, etc. were set.

The blank line between each plate told Xenetech to move to a new plate.